

Automatic Transfer Switch



SEAMLESS TRANSFER, SAFE & RELIABLE

Automatic Transfer Switches (ATS) provide reliable, redundant rack mount power to single-corded equipment. The ATS has dual input power cords supplying power to the connected load. If the primary power source becomes unavailable, the ATS will seamlessly source power from the secondary source without interrupting critical loads.



Reliable Transfer Switch

- Reliable, Seamless Automatic Power Transfer Switching.
- LED Indicators show active power source.

Hot-swap NMC Module

- ATS has a hot-swap network management card which enable you to upgrade the Basic ATS to a Intelligent One without affecting the outlet states.




Web-based Remote Power Monitoring

- Real-time remote power quality monitoring with user define-able thresholds and alerts for voltage and current. Allows users to access, configure, and manage rack PDUs from remote locations to save valuable time.

Wide range of input and output connections

- includes A variety of input and output connections to distribute 110V, or 220V power to multiple outlets including IEC320 C13/C19 and Industrial connectors. Having a variety of inputs and outputs allow users to adapt to varying power requirements.

Intelligent ATS supports an add-on hot-swap SNMP card which will enable HTTP/HTTPS and SNMP communication for the ATS, users will be able to monitor the input/output status, parameter of the ATS and receive alarming message remotely



- | | | | |
|---------------------------|-------------------------|------------------------------|--------------------------|
| 1. Audible & visual alarm | 5. Preference | 9. Ethernet Port | 13. Input indicator (A) |
| 2. RS232 serial port | 6. Input indicator (B) | 10. Power date & info Button | 14. Output indicator (A) |
| 3. LED screen | 7. Output indicator (B) | 11. Preference indicator (A) | 15. Output sockets |
| 4. Reset button | 8. RUN indicator | 12. Preference indicator (B) | 16. Inlet |

■ Main function



Rapid Power Switch

Seamlessly switch between source A and source B to ensure power continuity for the IT device Transfer time 10~16ms.



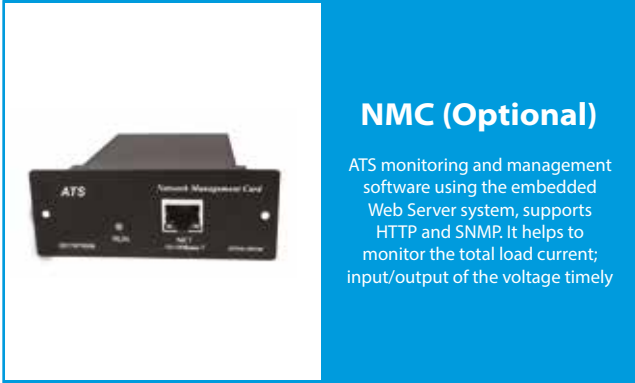
Hot-swappable SNMP Card

User can simply upgrade the basic ATS to an intelligent one by inserting a hot-swappable Network Management Card, which enable user to monitor and manage the ATS with web interface or SNNP platform.



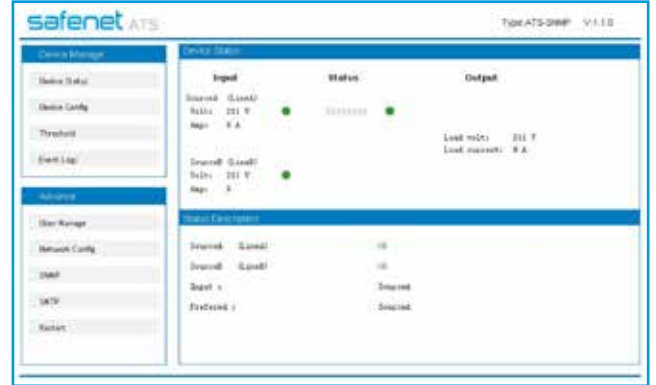
Monitoring & Alarming

ATS also helps to optimize and improve the energy efficiency of the IT room with realtime current and voltage monitoring and automatic alarm when threshold is exceeded.



NMC (Optional)

ATS monitoring and management software using the embedded Web Server system, supports HTTP and SNMP. It helps to monitor the total load current; input/output of the voltage timely



Network Management Card

Inserting a hot swappable Network Management Card, user can upgrade the basic ATS to a intelligent one easily, which enable user to monitor and management the ATS with web interface or SNMP browser.

Built-in web interface

- Preference Setting
- Pannel Lock/Unlock
- Name Configuration



Safety and reliable, high performance-price ratio



Available with both socket output connection and cable plug out connection



Hot-swapping and replacing SNMP



Apply MCU embedded technology



Completely independent intellectual property



Local remote management



Practical functions, high performance and advanced technology



Seamlessly transfer between two power source

SPECIFICATION

Main Function		Details
Access		Serial (Through Hyper Terminal)
Monitor		Total Load Current (Through)
		Input & Output Voltage
		Power Supply A/B
Alarm	User Defined	Threshold of Total Load Current
		Threshold of Input Voltage
	System Default	When Threshold of Total Load Current is Exceeded
		When Threshold of Input Voltage is Exceeded
		When Either Power Supply Goes Wrong
		When Automatic Switch Happens
	Alarm Method	Audible and Visual Alarm (External Connection)
Log Record		Record and Save the Operating and Alert Information Which Can be Exported
System Setting		Set ATS System Clock
		Set the Threshold of Current & Voltage
		Set the Preferred Power Source
		Set Switchover Time

Input & Output Characteristics

Model	Socket Standard	Rated Current	Outlet Quantity	Rated Output voltage	Rated Input voltage	Input Standard	Cabel Specification	Max. Input current	
	Output characteristics			Input characteristics					
AR128H0812	IEC320 C13	10A	06	250VAC	250VAC 50/60Hz	IEC320 C20	C19-C20 3×1.5mm ² , 2M	16A	
	IEC320 C19	16A	02						
AR228H1622	IEC320 C13	10A	12			IEC60309 2P+E 32A Plug	3×6.0mm ²		32A
	IEC320 C19	16A	04						

Dimension

Model	Dimensions L x W x H (mm)
AR128H0812	482.6 x 220 x 44.4
AR228H1622	482.6 x 220 x 88.8

Ordering Information

Model	Description
AR128H0812	Automatic Transfer Switches (16 Amp)
AR228H1622	Automatic Transfer Switches (32 Amp)